



V300 by Victora

Luxury, Flexibility & Customization

Infratravel at its best!





Crafted for those belonging to the upper crest and seek to extend their limits, the V300 by Victora is a product that truly empowers you with Architectural flexibility and Aesthetic Customization.

Developed in India, V300 by Victora, matches the global standards and exceeds the expectations of User experience.



V300 by Victora

Luxury, Flexibility & Customization

Victora V300 is made to suit your style with its variety of designs and combinations. Loaded with a wide range of options of style and colour, it is the go-to product for your intratravel solutions.

V300 by Victora, has been engineered and developed with thought of diverse needs of the opulent real estate segment of India and offers flexibility and customization to meet the expectations.

Key Figures

Capacity	340-1768 kg
Travel Height	Upto 120 m
Stops	Max 40 Stops
Speed	1.0 - 2.0 M/Sec
Drive System	Machine Room & Machine Roomless, Eco-friendly regenerative drive technology, frequency controlled
Entrances	Upto 8 Cars
Interior	Three aesthetic design themes offering numerous options of finishes and fixtures and bare car option.



Responsible Luxury

Crafted with the best in line components, fixtures and finishes.

Product Flexibility

Engineered and developed to meet diverse infrastructure demands of the growing Indian real estate.

Aesthetic Customization

Understanding the importance of aesthetics, various design options to choose from.

Rewarding Intelligence

Utilization of regenerative controller technology for net energy savings and flow back to the grid towards the green building concept.

Designed for Responsible Luxury & Reliability

Customized & Engineered to International & Indian Standards.

V300 is flexibly designed & engineered product incorporating features of luxury at its best. It provides excellent riding comfort, noiseless, economical & ergonomically sound operation throughout its life cycle. At the same time, it uses innovative green technology for advanced mobility by optimizing energy usage. V300 is designed for energy efficiency based on smart integration to maximize efficiency. The optimized power consumption of gearless machine means energy saving upto 40%!



World Class Quality Components

V300 is made up of world-class quality components manufactured to International & Indian standards ensuring utmost reliability safety & long-lasting product life-cycle.




Latest Technology

Integrated drive technology with V3F drive ensures delivery of optimum power to traction machine & VF5 door operator technology resulting in 30% power saving, lesser noise & vibration in the car. Smooth & obstruction less movement is possible through very precise leveling & releveling feature of control.



Environment Friendly Motor

V300 uses PMSM gearless technology motors which work at an efficiency of 98%, thus saving power up to 40% making them environment friendly & part of green technology.



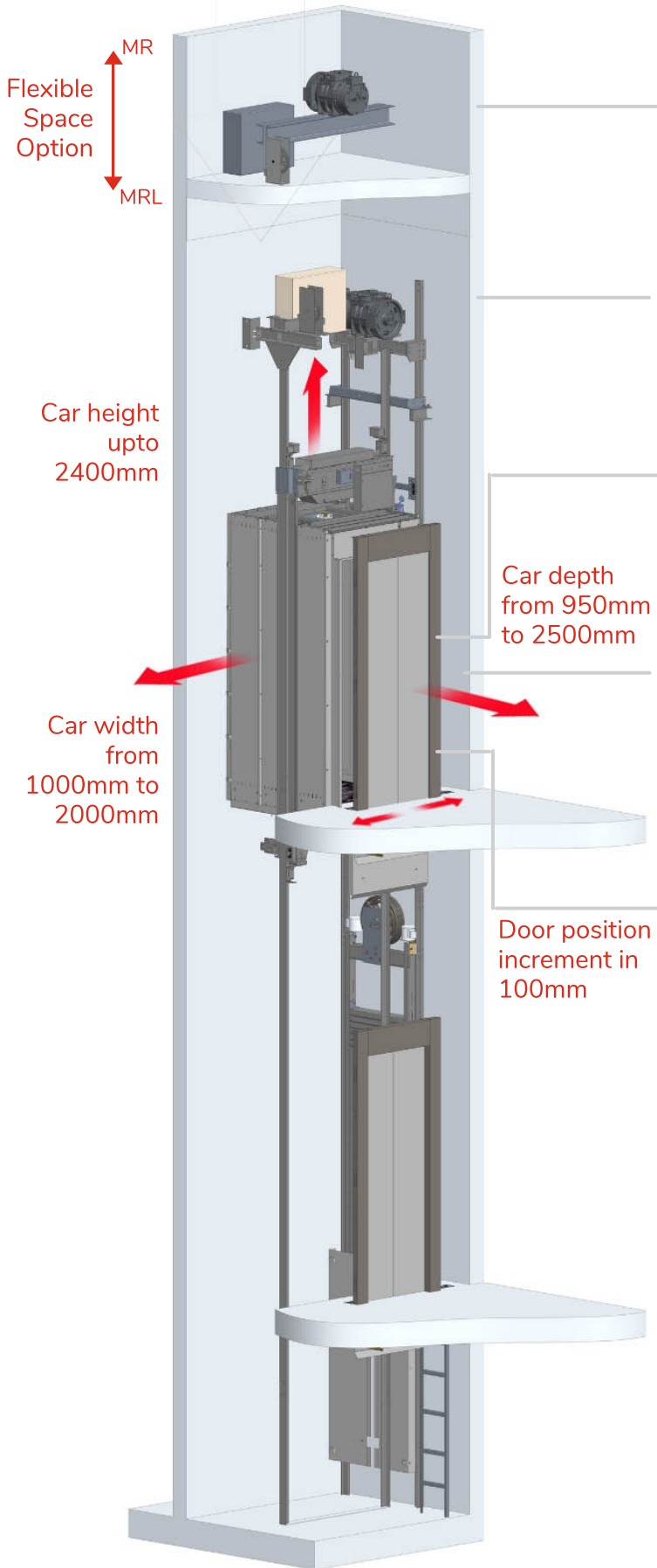
Regenerative Drive

V300 uses the latest regenerative controller & drive technology which further reduces power consumption by returning power to the grid.

*The arrangement always depends on specific customer requirement. Usage pattern, load capacity, customer's required configuration and site condition may affect the final rating.



Product Flexibility In Architectural Space



Flexible Machine Room Less (MRL) /Machine Room (MR) Design

V300 allows for the selection of lift with Machine room (MR) or Machine Room-Less (MRL) This lift have been designed to work with lesser overhead & pit depth.

Reduced Headroom (for MRL)

No need of Machine Room & its construction cost.

Maintenance Access Panel (MAP for MRL only)

Controller


V300 Controller comes with additional features of earthquake sensing & operating lift as Fire Fighter Lift. An Eco-Friendly Regenerative controller can also be provided.

Adjustment in car dimension possible with available car width & depth & height

Car dimension in width can be possible from 1000 to 2000mm.

Cabin depth from 950 to 2500mm. Cabin height from 2000 to 2400mm.


Doors width can be incremented to 100mm for choice of Telescopic (T2) & Center Opening Door (C2).






Green Technology Motor

Green & Eco-friendly technology PMSM motor ensures maximum energy savings in reduced space of operation.



Intelligent Drive Technology

V300 comes equipped with four-quadrant integrated drive with the new intelligent system that uses the drive, control & network technology for improved security, reliability, easy operation & efficiency.



Maintenance Access Panel

Maintenance Access Panel is very compact & can be placed inside the landing door frame resulting in space optimization & better aesthetics of the lift entrance.

Rewarding Intelligence

Intelligent cutting edge, reliable & rewarding controller technology for maximum efficiency

Cutting edge & revolutionary controller drive technology finds embedded into it the artificial intelligence software now, which is much more advanced in monitoring lifts parameters, ensuring highest degree of reliability & safety.



Controller Technology

V300 is equipped with the latest regenerative controller & drive technology which can sense earthquakes & also SMS the condition of lifts. Regenerative drive returns energy back to the building power grid to be used for other electrical needs of the building. Benefits of regenerative drives are less net power consumption, reduced heat generation in the machine room, rebates from Govt. for projects & earning points for green certification of buildings.



Controller Features

- Faster processor backed by four drives
 - Real-time monitoring of lift conditions is possible.
- Low voltage emergency rescue
 - Even in the case of low voltage ARD will continue to function.
- Built-in data box
 - This unit records all the lift run-related data over a period of time which is used for lift diagnostics.
- EN81 standard compliance
 - Drive is manufactured to the latest global technology standards & compliances.

Elevator Segments

Tailored to V300

Designed for **Offices**

Designed and developed to convey travellers to their workplaces securely, discreetly, productively, and in solace. Offering freedom of adaptability in design, sizes, and control alternatives, our lifts, and elevators provide you with the highest efficiency in every environment.

Designed for **Residential**

Our products are developed in accordance with the evolving trends of residential properties that offer reliable, safe, smooth, and noiseless rides every time. Offering premium quality products, our Infratravel™ solutions are guaranteed to give you a luxurious experience when matched with complimenting lighting and fixtures.

Designed for **Retail**

Our elevators have been developed to cater to the people /light goods movement. In retail industry covering Food retail, Specialty retail, Restaurants, Banking & Insurance offices, Automotive services, and Infrastructure retails. These have a demand for peak elevator traffic requiring elegance, speed, reliability, appealing aesthetics, and elevator customization.

Designed for **Hotels**

Engineered to enhance the ambiance of hotels, our lifts and elevators are made to make a good impression with an efficient, noiseless, and comfortable ride. Adding a touch of glamour to your space, we offer numerous aesthetic designs, new-age technology that caters to the guest's requirements.

Designed for **Infrastructure**

Our product has been designed and developed as a robust product for serving the Infrastructure requirements of Metros, Malls, Airports, Railway Station. These places require extremely reliable, robust, and customized elevators that are based on green technology and intelligent drive technology to handle heavy traffic.

Designed for **Medical**

Our product also has a variant for the medical sector and hospitals, which offer jerk-free, noiseless, and vibration-free travel of patients, stretchers, wheelchairs, and medical staff. These lifts are deeper in design to accommodate patients' stretchers and can be customized in terms of aesthetics also.



Aesthetic Customization

Choose your own vibe

Multiple cabin & fixtures design options to choose from, providing customers maximum freedom of choice, transforming the cabin into a royal piece of luxury.

V300 offers Elegance, Royale & Grandeur cabin design themes. Therein, this model has a big basket of options of the cabin, ceiling design, cabin interior design, cabin door & landing door, flooring patterns, handrail options & glass door.

Floor fixtures of V300 add a luxury aspect to the hall. These are being offered as Canis, Draco, Tucana-White & Tucana-Black.


NOTE: Colours, Options & Specifications are subject to change with time. All cabin interior options shown in the brochure are representative only & may vary from original in color & material.

Multiple Design Options

Interior Design Range


Elegance

Elegance offers complete freedom of choice including the look and vibe of the lift. It presents diverse options for lighting, walls, floors, and fixtures to choose from. The travel experience can be further enhanced by opting for the mirror and handrail options available with Elegance.



Royale

Royale is perfect to achieve a contemporary or a classy look. Offering a wide range of colour options, it allows you to choose from warm to cool tones. Create your own unique combination that suits your style. The textured wooden laminates and stainless steel wall finishes emanate a rich and grand vibe to the whole place that instantly uplifts the mood of the place and enhances the look.



Grandeur


Grandeur offers luxurious and exquisite designs that exude sophistication. Giving a modern twist with its unique geometrical patterns to choose from, it provides a sophisticated and rich look. A range of stainless steel finishes with different patterns gives a luxurious and extravagant feel to your lift cabin. It is flexible and suitable for any public, corporate or private buildings. Available in various options, mix and match different styles and colours to create a unique and fresh look to compliment the building.



Car Operating Panels & Landing Fixtures


Cannis

In stainless steel, Cannis delivers a durable design. The integrated display features a bright red LED dot matrix floor indicator that is easy to see. When a call is recognized, the push buttons illuminate brightly in red.



Draco

Draco offers integrated stainless steel and acrylic design that gives it an exquisite appearance. The buttons are positioned on the stainless steel while the display is behind the durable acrylic sheet.




Tucana

Tucana features a touch interface with a gorgeous white glass design, or an upmarket black glass design, including the practicality and durability of Cannis & Draco fixtures.

Tucana Black




Tucana White



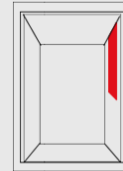
Mirrors

For that flawless look

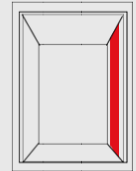
Adding mirrors to the lifts will not only enhance the aesthetics of the space instantly but also make it look more spacious. Mirrors make the experience a lot better and comfortable. The rear and sidewalls of the lift can host a mirror that is half-height or full-height depending on your preference and style.



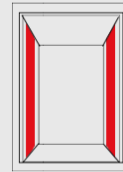
Side wall



Half height centered

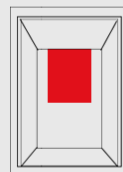


Full height centered

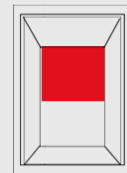


Full Height Left and Right*

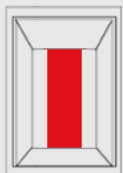
Rear wall



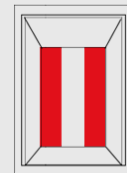
Half height centred



Half height full width*



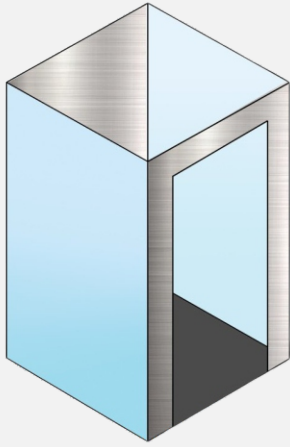
Full height middle panel



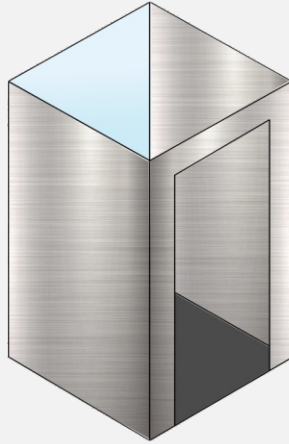
Full height Left and Right*

Glass

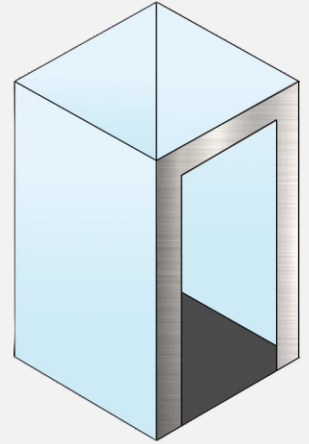
Car Styles



Glass Side Panels





Glass Rear Panels




Glass Side & Rear Panels


Door Frame Style



Door Frame Finishes



Stainless Steel
Hairline



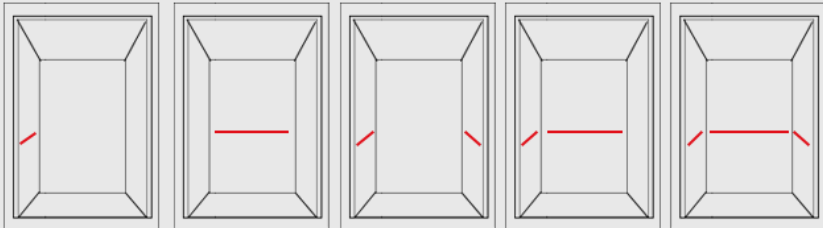
Stainless Steel
Gold Brushed



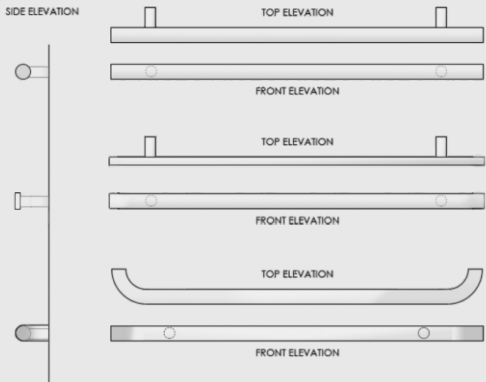
Stainless Steel
Gold Mirror

Handrails, Bumper Rails & Skirting


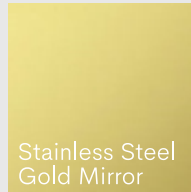

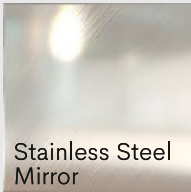
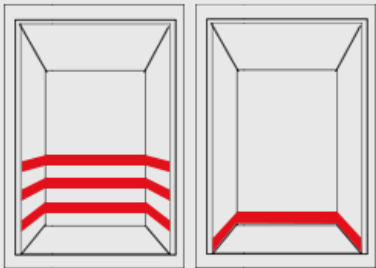
For Increased Convenience



Choose the handrail shape you prefer:



Straight with rounded ends,
Straight or Curved



Victoria Lifts Manufacturing Unit



- North India's largest lift manufacturing facility. Built in two acres having state of the art imported machines from the likes of messers and amada, robots for welding from YASKAWA and all MIG welding machines from panasonic.
- State of the art measuring instruments like CMM, height gauges, surface plates, welding penetration testing machines etc. The company is ISO certifies for quality, health, safety and environment management systems.

Victoria Standards : How we Deliver



Research & Development

Victoria has a strong commitment to research & development constantly striving to be ahead of the curve- be it evolving trends, markets, customer needs or processes. Our design division is well equipped with high end softwares, which includes CATIA V5R8, Pro-E, unigraphics, hyperform, altair, power 3.1, (DELTCAM), AutoCAD 2012 etc.



Mechanical

Our production, design and development department are well equipped with latest manufacturing facilities that include machines of AMADA Co. (Leaders in manufacturing machines) – CNC TPP, CNC press break, CNC laser cutting etc. A state of the art paint shop with nine-tank pre treatment facility is one of our key expertise's. We utilize robotic welding, automation in order to create synergy in quality and cost. We understand the complexities involved in today's manufacturing environment.



Electrical

Quality control is not an obligation; it is the very foundation of Victoria. Mindful of sustainable environmental development we use the most energy efficient products like low power consuming LEDs thereby leading to low maintenance and extended life. The use of controller based on integrated type drive, all circuits are MCB based instead of wire fuse etc. are some feature being used at our highly sophisticated facility.



Installation

Our installation are process based and time bound without compromising stringent quality checks at each point by trained and experienced team of engineers. Equipped with an impressive array of state of the art machines, a strong talent pool of engineering with the ability to link critical product specifications and design with electronic data interchange, Victoria translates all this into substantial savings in terms of cost and time to our customers.

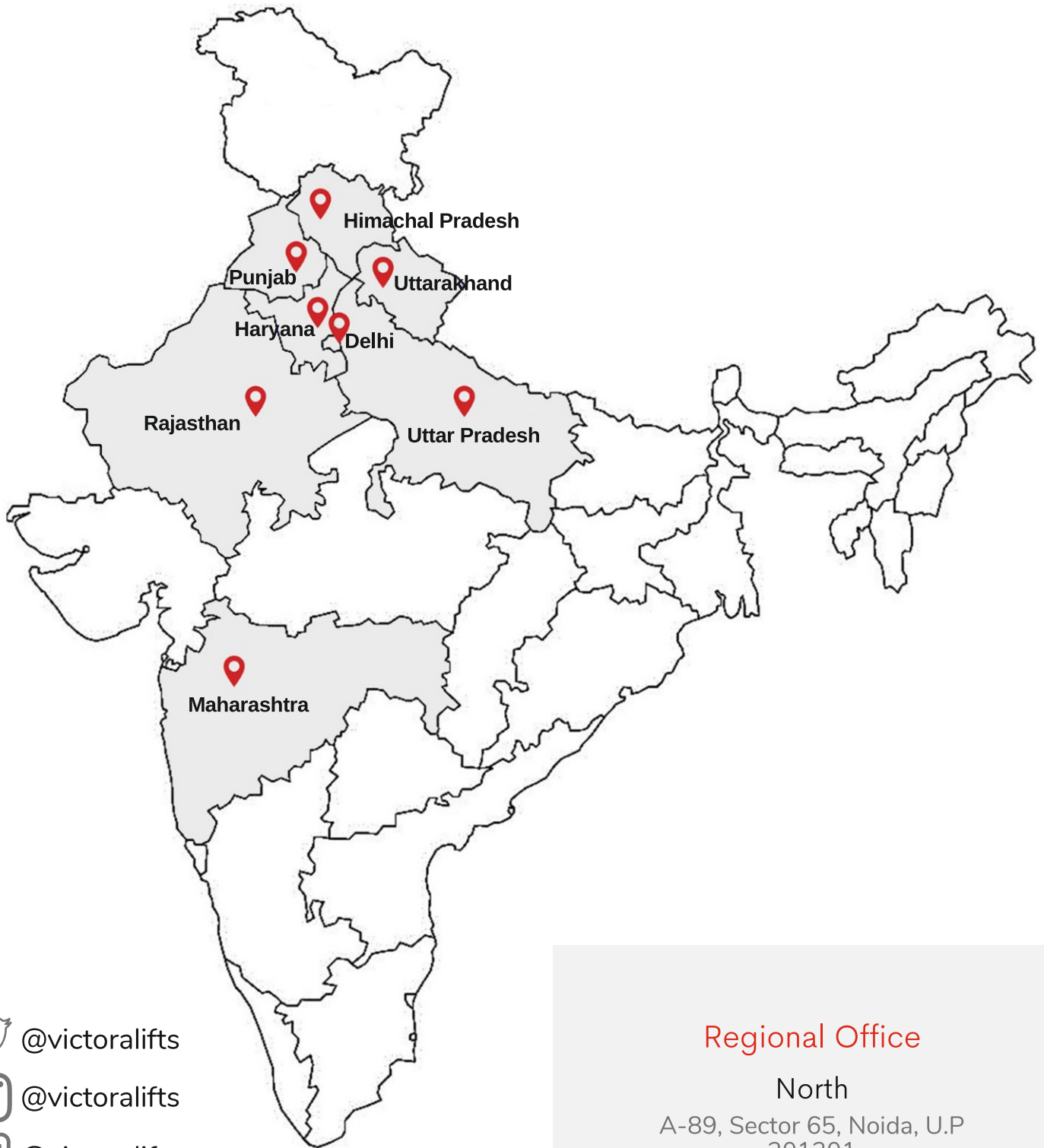


Maintenance

With a proven track record, Victoria SMART maintenance program boasts world class service network that works 24/7 to target reduced turnaround time and costs. Our relentless monitoring systems ensure careful area mapping and lift allocations. We offer flexible maintenance plans in order to meet the specific needs of individual clients. Our core strategy is to distinguished ourselves by best user customer experience.



Our Presence



 @victoralifts

 @victoralifts

 @victoralifts

 @victoralifts



1800 102 8961



Learn more
about Victoria

www.victoralifts.com

Regional Office

North

A-89, Sector 65, Noida, U.P
201301

West

507, Filix Tower, Opp. Asian
Paint, LBS Road, Bhandup (W),
Mumbai, Maharashtra 400078

Works

290, Sector 58, Faridabad,
Haryana 121004